

Comprehension

What is it?

How do we teach it?

Comprehension

What do we mean
by “comprehension”?

What Is Comprehension?

The *essence* of reading

The *typical* purpose
of reading programs

What Is Comprehension?

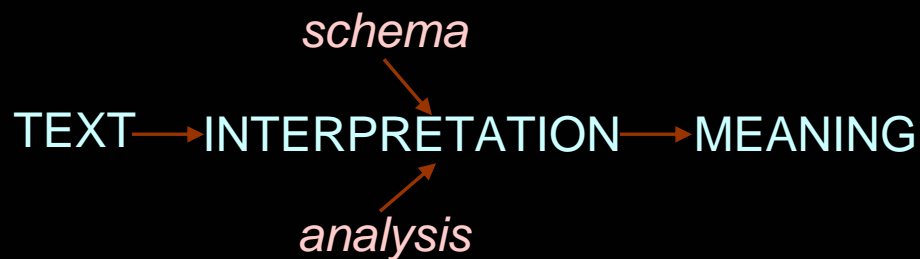
Understanding
Knowing the CONTENT

Making Sense
Considering the MESSAGE

Applying
Knowing how to USE the information

Which Means...

Constructing meaning by
interacting with text



Comprehension

Effective strategies for
teaching “comprehension”

The Most Important Skill

Comprehension self-monitoring




Useful Strategies

Graphic Organizers

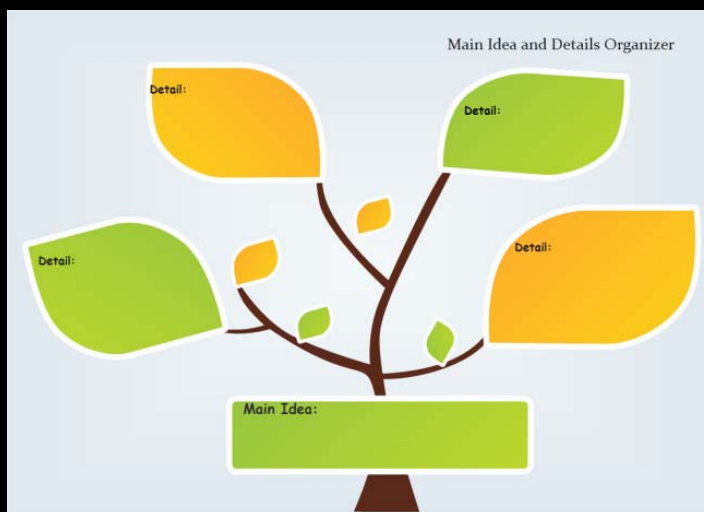
Semantic Maps

Story Maps

Graphic Organizers



Graphic Organizers



Graphic Organizers

Character Analysis

Title of work: _____
Name of author: _____

Character

Trait 1

Trait 2

Trait 3

Evidence

Reveals Through

Reveals Through

Reveals Through

© The Notebook Fairy — <http://thenotebookfairy.com>

A graphic organizer for character analysis. It features a large vertical box on the right labeled 'Evidence'. To its left are three smaller boxes labeled 'Trait 1', 'Trait 2', and 'Trait 3'. Arrows labeled 'Reveals Through' point from each trait box to the evidence box. On the far left, there are fields for 'Title of work' and 'Name of author', and a larger box labeled 'Character'.

Graphic Organizers

Plot Diagram for _____

9. _____
8. _____
7. _____
6. _____
5. _____
4. _____
3. _____
2. _____
1. _____

Climax:

Falling Action

Resolution:

Rising Action

Exposition

Author's Theme:

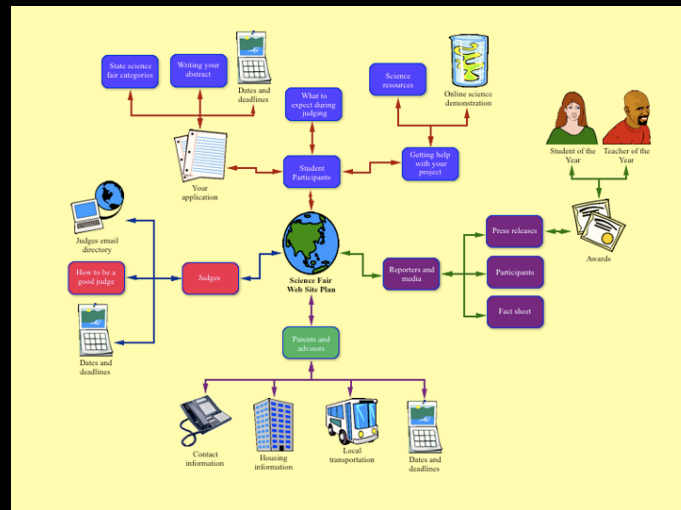
Protagonist:
Antagonist:
Setting - Time:
Setting - Place:
Internal Conflict:
External Conflict:

Symbolism:
Foreshadowing:
Irony:

Name _____

A plot diagram template. It features a large triangle with a vertical axis on the left numbered 1 to 9. The rising slope of the triangle is labeled 'Rising Action', the peak is 'Climax', and the falling slope is 'Falling Action'. To the right of the triangle are boxes for 'Resolution' and 'Author's Theme'. Below the triangle are boxes for 'Exposition' and 'Author's Theme' with sub-labels: Protagonist, Antagonist, Setting - Time, Setting - Place, Internal Conflict, External Conflict, Symbolism, Foreshadowing, and Irony. A 'Name' field is at the bottom.

Graphic Organizers



Another Useful Strategy

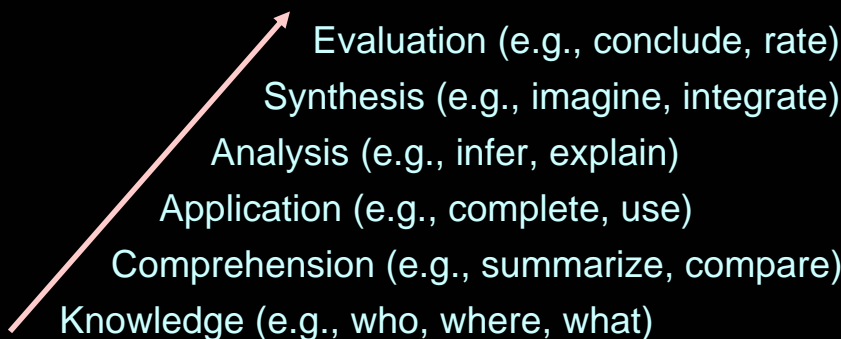
Writing
(if used in the “right” way)

Most Powerful Technique

DISCUSSION:

Asking and answering questions using higher levels of Bloom's Taxonomy

Bloom's Taxonomy



Evaluation (e.g., conclude, rate)
Synthesis (e.g., imagine, integrate)
Analysis (e.g., infer, explain)
Application (e.g., complete, use)
Comprehension (e.g., summarize, compare)
Knowledge (e.g., who, where, what)

Bloom's or DOK?

Either one, but...

Address all levels
Apply a variety of actions

And do them in...

Cooperative
Learning
Opportunities

What Doesn't Work

Sustained Silent Reading
Individual Worksheets
Recall Exercises
Arts & Crafts

Teach It With...

Fluency
Vocabulary
Oral Language Development

Thank you, tutors.
You're important!